

What are Ten Minute Knowledge Quizzes?

In history lessons, they have become one of the way to retrieve powerful knowledge of a given topic. They provide one of a series of retrieval practice strategies we use.

What does the research say?

Good Retrieval Practice has become ever more popular as we recognised how important it is to impart knowledge and return to it over time.

If you are interested in learning more, I would recommend Kate Jones's second book Retrieval Practice which provides a rationale for low stakes quizzing.

There is certain a place for this form of summative assessment but interestingly it has become more evident that returning to topics and making conceptual links in new topics to previous learning helps young people to retain more in their long term memory. The ,they just know it' factor.

Further Reading

Jones; Retrieval Practice
Sherrington: The Learning Rainforest


Using Ten Minute Knowledge Quizzes effectively

This is how you use the Ten Minute Knowledge Quiz in the class



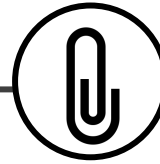
Teacher explanation

- Use a worked example of a student completing a successful knowledge quiz from your previous year.
- Explain why they are doing it, the rational behind it and the importance of the 5 step routine (more to follow)



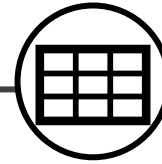
Live Modelling

- A Step by Step approach walking through how to complete, self assess and correct misconception in the first Knowledge Quiz takes much longer than 10 minutes.
- Came up with a few catch phrases including complete all the questions in any order 1 to 20, 20 to 1.



Self assessment+

- On to Step 2, get students to call out the answers written in the **third column**, or swap over.
- Correct any mistakes in the **first column**. Step 3
- Then create your key and highlight the **second column** quickly assessing their command of the topic. Step 4

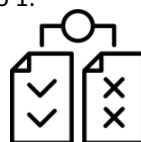


What's next?

- This year, every student with have time to plot their result using their highlighter to show on a simple Y axis up to 20 their progression.

Do's and Don'ts

To avoid some of the pitfalls that I made this year follow this guidance on do's and don'ts



- Keep the questions focused on vocabulary, short answers from the last 4-5 lessons
- Preview one or two questions before revision
- Add one 'impossible question'
- Ensure the marks are collected in before the end of the lesson.
- Don't just give students too much time answering the questions
- Avoid awarding a grade to the numerical result,
- Don't rush. The first quiz may take 39 minutes but routine will reduce this
- Don't allow students to question the answer too much.

In the History Classroom

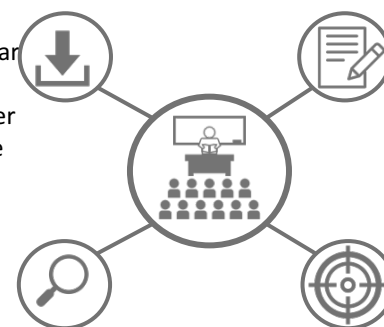
Below are some examples of how you could apply the Knowledge Quiz in the history classroom

Its revision!

Provide students with the quizzes on a regular basis, some with revision as more higher stakes, some with little as lower stakes

Judgements

Give students more time to judge in highlighting how confident they are.



Apply it

Make sure they use the key facts and words in their writing and this acts as a good checklist.

?
These Quizzes generate great discussion, look great in their exercise books