

## What is Whole Class Feedback?

WCF is a formative feedback approach where a teacher looks over student work and identifies

## What does the research say?

There is no specific research into WCF, but we do have a wealth of research on the power of *feedback*

The key findings of the 2016 EEF report found that 'There is little high quality research....to suggest that extensive or detailed marking has any significant impact on learning'

Many have argued we need to shift to 'Less marking, more feedback', with Christodoulou highlighting the impact of traditional marking on workload.

William has argued feedback must instead "improve the pupil, not just the work". To really make feedback work, it "must provide a recipe for future action" To support this, Fletcher Wood has identified what we must do with feedback to be beneficial; *Reteach, Revisit, Redraft*



## Further Reading

Responsive Teaching: Fletcher Wood;  
Howard: Stop Talking About Wellbeing

## Using Whole Class Feedback

This guide tells you how to complete whole class feedback,

### Praise & EBI


These are valuable boxes to highlight student work/effort in the classroom or as a push for students to improve. Evidence of success from those in the class can offer motivation.

### Presentation

Use this in Term 1 to push and model expectations on book presentation

### Polaroid Moments

Spotlight excellent in the classroom. These can be student answers or work to be used as models in feedback

History Marking Crib Sheet		Date:	Class
Praise	Feedback	Literacy Key Terms	<div>SPaG</div> <div>Activities</div> <div>↓ NEXT?</div>
Even Better If			
Presentation			
		 Polaroid Moments	

## Feedback

This is where issues and misconceptions are logged. This informs what your will be focus in the feedback lesson  
This section can influence how you teach a lesson/skill next time.

## Literacy

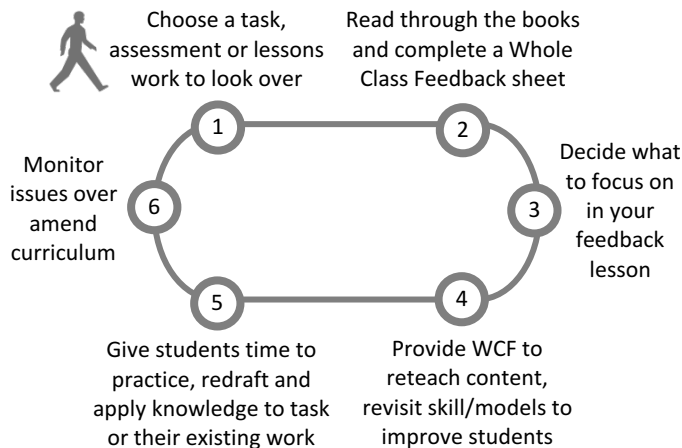
Highlight any errors on SPaG

## Activities

These are next step tasks, they should be precise and actionable, giving students and opportunity to improve their work, consolidate knowledge or practice.  
Number these for each student

## Using WCF

Here is guidance on how you use WCF



## In the History Classroom

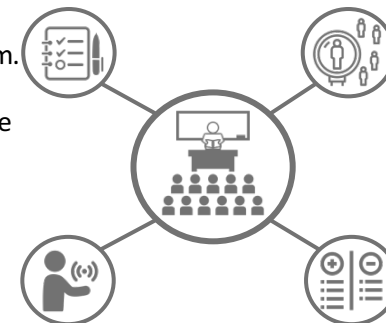
Below are some examples of how you could use Whole Class Feedback and what you could do next

### Examiners Report

Create a class report based on a mock exam. Use model answers, give WWW/EBI for the class and reteach.

### Live Marking

Pick a model from WCF and 'live mark' under the visualizer and get students mark own



### Sampling

Short on time? Pick just 4/5 books from a class and do a spot WCF sheet on those.

### Comparison

Pull two essays (weak & strong) for the class to compare and note the difference. Then compare to own answer